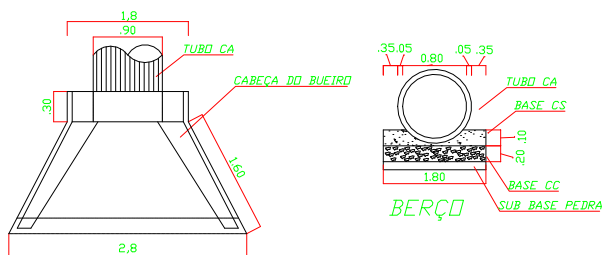
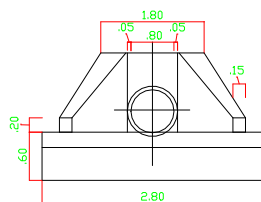


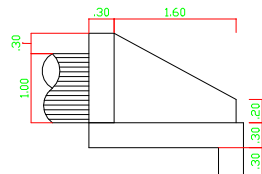
BUEIRO SIMPLES TUBULAR DE CONCRETO
D = 80cm



PLANTA BAIXA



VISTA

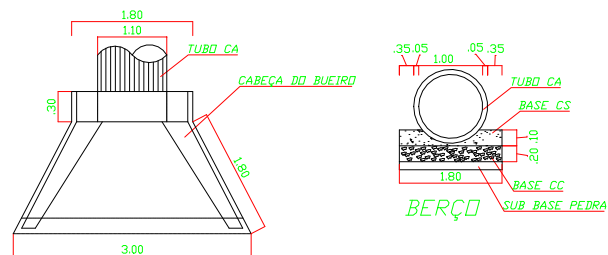


VISTA LATERAL

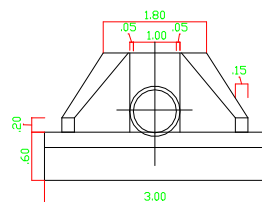
LEGENDA :

CA-CONCRETO ARMADO CA-1/CA-2 (DE ACORDO COM O FABRICANTE)
CS-CONCRETO SIMPLES CIARBR- 133
CC-CONCRETO CICLOPEDO CIARPP- 13 COM 70% PEDRA BRUTA
SUB-BASE-PEDRA BRUTA, TIPO "MATACOZ"

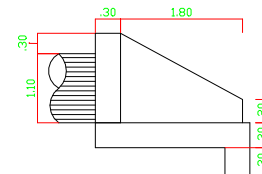
BUEIRO SIMPLES TUBULAR DE CONCRETO
D = 100cm



PLANTA BAIXA



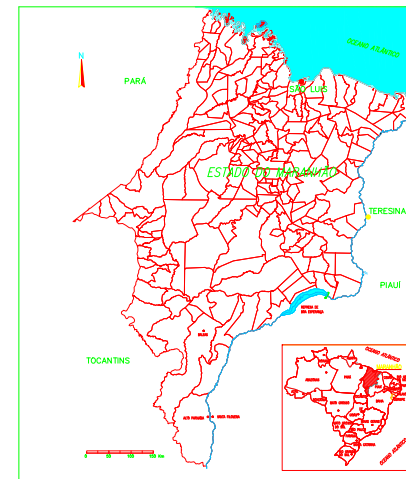
VISTA



VISTA LATERAL

LEGENDA :

CA-CONCRETO ARMADO CA-1/CA-2 (DE ACORDO COM O FABRICANTE)
CS-CONCRETO SIMPLES CIARBR- 133
CC-CONCRETO CICLOPEDO CIARPP- 13 COM 70% PEDRA BRUTA
SUB-BASE-PEDRA BRUTA, TIPO "MATACOZ"



pen 1-01_black
pen 2-018_black
pen 3-025_black
pen 4-03_black
pen 5-04_black
pen 6-06_black
pen 7-01_black
pen 8-01_black
pen 9-01_black
pen 20-01_20
denote-01_black

PRINCIPAIS	01	01	DESENHO	GUSTAVO TALGE ENG. CIVIL - CREA 8957/D - MA
ANO	2018		EDICA	PAVIMENTAÇÃO ASFÁLTICA
ESCALA	S/ESCALA		TÍTULO	DETALHE DOS SERVIÇOS DE DRENAGEM
			LOCALIZAÇÃO DO PROJETO	DIVERSOS MUNICÍPIOS DO MARANHÃO
			ÁREA DE ATUAÇÃO DA B'SR CODEVASF	